


High Sensitivity ASK Wireless Receiver Module

SPECIFICATION

Model No.: DL-RXP4302-3/4/9

Version: V1.1



Before using this module, please read this document carefully, and pay attention to the following important matters:

This module is an electrostatic sensitive product. Please operate it on an anti-static workbench during installation and testing.

The module uses an external antenna by default. The antenna can be a wire antenna or a standard UHF antenna. You can choose a specific antenna according to the actual situation. If the terminal product uses a metal shell, be sure to install the antenna outside the metal shell. Otherwise, the RF signal will be seriously attenuated, which will affect the effective distance.

Metal objects and wires should be kept away from the antenna as much as possible.

When installing the module, nearby objects should be kept at a sufficient safety distance from the module to prevent short circuit damage.

This module should be used in a dry environment. Please do not make any liquid substance come into this module.

Please use an independent voltage regulator circuit to supply power to this module, and avoid sharing with other circuits. The tolerance of the power supply should not be less than 5%.

Limitations:

This module is intended to be embedded in the customer's terminal product application, and does not provide a casing itself. It is not recommended that the customer directly resell this module as a final product without permission.

This series of modules are in accordance with commonly used international standards. If there is any special certification needed, we can adjust certain indicators according to your needs.

This module cannot be applied to life rescue, life-support systems, or any occasion where personal injury or life threatening may cause by equipment failure. Any organization or individual carrying out the above-mentioned applications shall bear all risks at their own.

We will not be responsible for any direct or indirect damage, injury or loss of profits caused by products that use this module.

DL-RXP4302 is a compact and micro-power RF receiver module based on the high-performance ASK wireless superheterodyne receiver chip. It has high stability, strong anti-interference and simple peripheral circuit. At the same time, it also has a strong driving force, which can directly drive the standard decoding chip or the decoding master chip.

This DL-RXP4302 receiving module strives to solve the problems of low power consumption and remote control in the process of product development, which uses the external crystal as the local oscillator, no longer uses the high cost acoustic meter resonator, and has good mass production consistency. It can be directly applied to your wireless products, or a variety of embedded applications, to avoid tedious high-frequency performance debugging and effectively shorten the development cycle.

The application frequency of this RF receiver module is typically 315MHz, 433.92mhz, but we also can customize the special frequency 390MHz for you. The normal receiving power consumption of this module is the lowest in the same kind of superheterodyne receiving scheme, and can pass the European/American radio safety test.

1. Features:

- 300m transmission distance in an open air (1200bps)
- Working frequency: 315M, 433.92M (390MHz can be customized)
- Ultra-wide operating voltage range: 2.4V-5.5V
- CE interface enables to control the sleep / wake-up state of the module
- The average power consumption of wake-up mode is less than 500uA
- Standby current of less than 0.1uA (in sleep state)
- Optional R25 discrete or PT4450 transmit system

2. Applications:

- Wireless sensor;
- Home automation;
- Automated data collection;
- Industrial remote control, telemetry;
- Data monitoring and transmission;
- Home Appliance Control;
- Security, alarm control;

3. Product Size & Pins Definition:

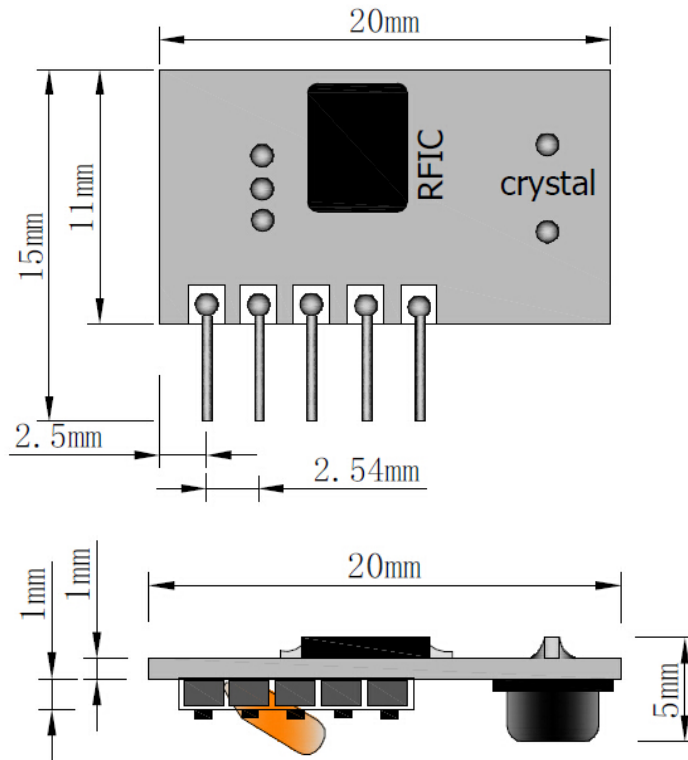


Figure 1: Module size

The DL-RXP4302 module has 5 pins, which are defined in the following table

Pin	Name	Description	Remark
1	ANT	Antenna input, single core copper wire is recommended	>0.8mm ϕ
2	DATA	Data output, connected with decoding chip or MCU	
3	CE	Receive high level enable, sleep / wake up control	5-8 mS
4	GND	Grounding, common ground with the system	
5	VDD	Power supply, 3.3V or 5.0V is recommended	

Table 1: Pins Definition of DL-RXP4302 Module

4. Technical Parameter

DC characteristics

Description	Min.	Max.	Unit
Supply voltage	2.4	5.5	V
Working current	2.7	3	mA
Standby current		<2uA	mA
Wake up time	5.6	8	mS
Low power settings	230	500	uA

Table 2: DC characteristics of the Module

RF characteristics (Unless otherwise stated, the temperature is 25 °C, and VCC is 3.3V)

No	Characteristics	Technical Parameter			Unit
		Min.	Typi.	Max.	
1	Frequency range	300	315/433	450	MHz
2	Antenna signal input peak value	—		-25	dBm
3	Receive sensitivity	-110		-112	dBm
4	Data baud rate	0.5	1.2	20	Kbps
5	LNA Gain	12		15	dB
6	CE enable wake up time	5.6		8	mS
7	Noise figure (NF)	—	—	3.6	dB
8	PLL frequency range	220		550	MHz
9	IF bandwidth (RBW)		280		KHz
10	RSSI signal detection strength		75		dB
11	Standby power consumption		2		uA
12	Crystal accuracy	20		10	PPM

Table 3: High frequency characteristic table of the module

5. Connection between module and terminal equipment (TTL electrical level)

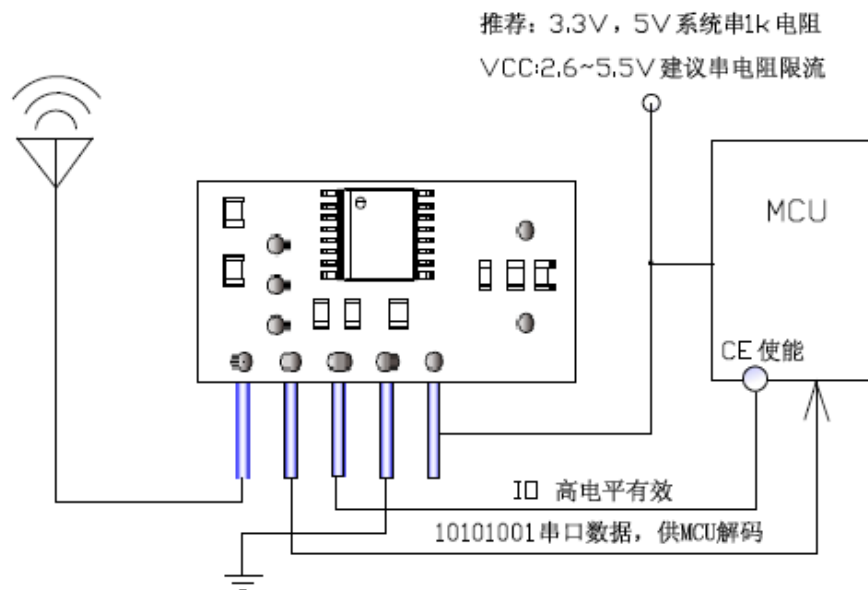


Figure 2: Wiring diagram for module application

6. Notices in module application

Considering the complexity of data transmission over the air, the radio frequency modulation method of the data, and some inherent characteristics of electromagnetic waves, the following issues should be considered during the application process.

1. The electromagnetic interference of the application environment will affect the actual distance of the remote control. Electromagnetic wave interference is divided into mainboard power supply interference, TFT screen data cable interference, Flash data exchange interference; and airborne carrier frequency interference, noise interference, high-power signal source interference, etc.
2. Factors such as product size, internal space, and coating of the shell will cause the attenuation of the wireless signal, which will affect the remote-control distance. Usually the narrow internal space of the product is not conducive to the extension of the antenna. The outer shell should avoid metal or metal plating as much as possible.
3. To choose a proper antenna is very important. The antenna is an important part of the communication system, and its performance directly affects the indicators of the communication system. We must pay attention to its performance (antenna type, antenna electrical performance) when selecting the antenna. Please feel free to contact us for consultation or recommendation, if you need.

7. Contact us

Shenzhen DreamLnk Technology Co., Ltd

★ Data collection, Smart home, Internet of Things applications, Wireless remote-control technology, Remote active RFID, Antennas ★

Office Add.: Room 603, Unit C, Zone A, Huameiju Business Center, Xihu Rd., Bao'an District, Shenzhen, Guangdong Province, China

Factory Add.: 5th Floor, Building B, Huazhi Innovation Valley, No. 7 Yuhua Street, 138 Industrial Zone, Tangxia Town, Dongguan, Guangdong Province, China

TEL.: +86-755-29369047

FAX: +86-755-27844601

Mobile: +86 13760215716

Wechat: wsj_james

E-mail: james@dreamlnk.com

Web: www.iot-rf.com